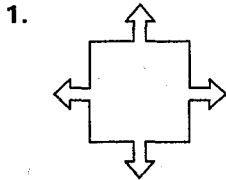


**LESSON**  
**9.6**
**Practice C**


For use with pages 619–624

Determine whether the figure has rotational symmetry. If so, describe the rotations that map the figure onto itself.

yes  
90° etc

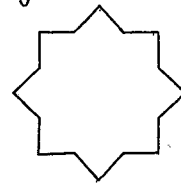


2. 8  
yes  
45°  
etc



3.

yes 15° etc



4.

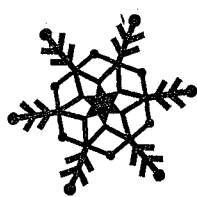
yes  
72° etc



Does the figure have the rotational symmetry shown? If not, does the figure have any rotational symmetry?

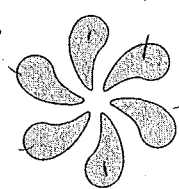
5. 60°

yes



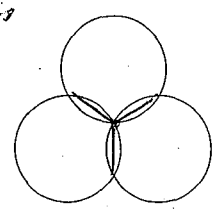
6. 45°

no  
60°



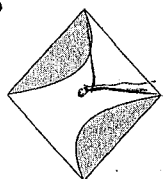
7. 120°

yes



8. 90°

no



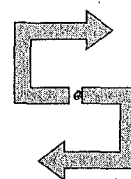
9. 75°

no  
90°



10. 150°

no  
180°



In Exercises 11–16, use the description to draw a figure. If not possible, write *not possible*.

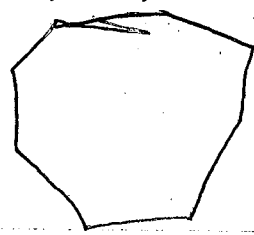
11. A trapezoid with exactly two lines of symmetry

no


12. A pentagon with exactly one line of symmetry



13. An octagon with no rotational symmetry

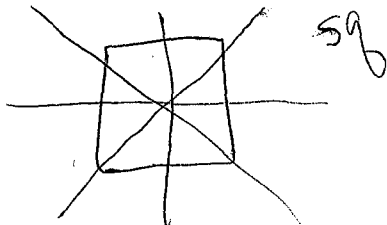


14. A triangle with exactly three lines of symmetry



LESSON  
9.6**Practice C** *continued*  
For use with pages 619–624

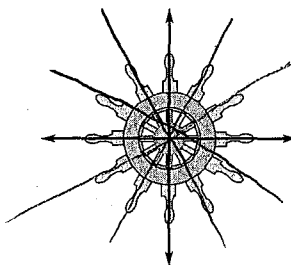
15. A quadrilateral with exactly four lines of symmetry



16. A right triangle with rotational symmetry

No

17. Determine whether all lines of symmetry are shown on the steering wheel of a ship at the right. If not, draw all lines of symmetry.



In Exercises 18–20, use the lowercase letters of the alphabet.

a b c d e f g h i j k l m n o p q r s t u v w x y z

18. Which letters are reflections of other letters?


b d p q

19. Draw each letter that has at least one line of symmetry and sketch its line(s) of symmetry. Which letters have one line of symmetry? Which letters have two lines of symmetry?

1 2 c i v w

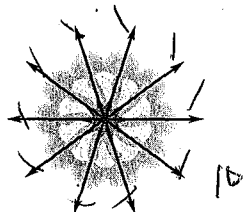
20. Which letters have rotational symmetry?

l o s x z

**Mirrors are used to create images seen through a kaleidoscope. Find the measure of the angle between the mirrors for the kaleidoscope design.**

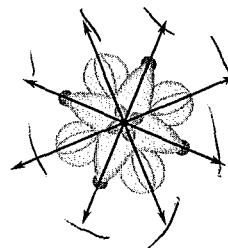
90°

22.



36°

23.



45°